MOTORES TRIFASICOS DE ALTA EFICIENCIA IE2/IE3

CARCASA DE HIERRO

CARCASA DE ALUMINIO

IE2 IE3 EFFICIENCY

Table5-Nominal limits(%)for Standard Efficiency(IE2)50Hz				Table7-Nominal limits(%)for Standard Efficiency(IE3)50Hz			
P_n (kw)	Number of poles			P_n (kw)	Number of poles		
	2	4	6		2	4	6
0.75	77.4	79.6	75.9	0.75	80.7	82.5	78.9
1.1	79.6	81.4	78.1	1.1	82.7	84.1	81.0
1.5	81.3	82.8	79.8	1.5	84.2	85.3	82.5
2.2	83.2	84.3	81.8	2.2	85.9	86.7	84.3
3	84.6	85.5	83.3	3	87.1	87.7	85.6
4	85.8	86.6	84.6	4	88.1	88.6	86.8
5.5	87.0	87.7	86.0	5.5	89.2	89.6	88.0
7.5	88.1	88.7	87.2	7.5	90.1	90.4	89.1
11	89.4	89.8	88.7	11	91.2	91.4	90.3
15	90.3	90.6	89.7	15	91.9	92.1	91.2
18.5	90.9	91.2	90.4	18.5	92.4	92.6	91.7
22	91.3	91.6	90.9	22	92.7	93.0	92.2
30	92	92.3	91.7	30	93.3	93.6	92.9
37	92.5	92.7	92.2	37	93.7	93.9	93.3
45	92.9	93.1	92.7	45	94.0	94.2	93.7
55	93.2	93.5	93.1	55	94.3	94.6	94.1
75	93.8	94.0	93.7	75	94.7	95.0	94.6
90	94.1	94.2	94.0	90	95.0	95.2	94.9
110	94.3	94.5	94.3	110	95.2	95.4	95.1
132	94.6	94.7	94.6	132	95.4	95.6	95.4
160	94.8	94.9	94.8	160	95.6	95.8	95.6
200upto375	95.0	95.1	95.0	200upto375	95.8	96.0	95.8

MS

MOTORES TRIFASICOS DE ALTA EFICIENCIA IE2/IE3

CARCASA DE ALUMINIO

MOTORES DE ALTA EFICIENCIA MEC
Diseño de acuerdo al estándar IEC
Fabricado con materiales de alta calidad y diseño optimizado
Alta performance, bajo nivel de ruido, menor vibración, y operación segura y confiable
Peso reducido
Mantenimiento simple
Apto para usos generales

CARACTERISTICAS DE LOS MOTORES DE ALTA EFICIENCIA
Grado de protección IP55, otros bajo pedido
Diferentes tipos de bridas y patas de motor disponibles
Bridas, carcasa y patas de aluminio
Con chaveta y protector de eje incluido
Pintura de alta calidad
Diseñados para factores de servicio de carga pesada
Disponible con eje de acero inoxidable
Trabajo continuo S1
Aislación Clase B y Clase F impregnada al vacío
Otros tipos de aislación a pedido
Alta performance y eficiencia

BENEFICIOS DE UN MOTOR DE ALTA EFICIENCIA
- Ahorro energético inmediato
- Resistencia a entornos agresivos y a la corrosión
- Operación silenciosa
- Instalación simple y segura
- Mayor vida útil
- Funcionamiento confiable en todo tipo de instalaciones

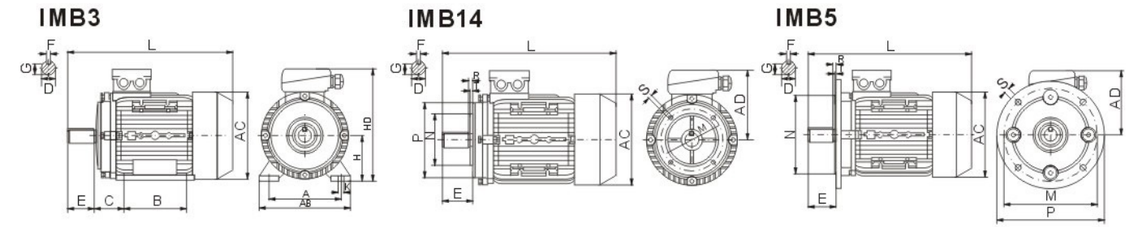

dimensiones generales

dimensiones de montaje (mm)

dimensiones de las bridas

carcasa										IMB14						IMB5										
	A	B	C	D	E	F	G	H	K	M	N	P	R	S	T	M	N	P	R	S	T	AB	AC	AD	HD	L
56	90	71	36	9	20	3	7.2	56	5.8	65	50	80	0	M5	2.5	100	80	120	0	7	3	110	120	100	155	195
63	100	80	40	11	23	4	8.5	63	7	75	60	90	0	M5	2.5	115	95	140	0	10	3	125	130	100	165	215
71	112	90	45	14	30	5	11	71	7	85	70	105	0	M6	2.5	130	110	160	0	10	3.5	140	150	110	185	246
80	125	100	50	19	40	6	15.5	80	10	100	80	120	0	M6	3	165	130	200	0	12	3.5	160	170	135	215	285
90S	140	100	56	24	50	8	20	90	10	115	95	140	0	M8	3	165	130	200	0	12	3.5	178	185	137	226	335
90L	140	125	56	24	50	8	20	90	10	115	95	140	0	M8	3	165	130	200	0	12	3.5	178	185	137	226	335
100L	160	140	63	28	60	8	24	100	12	130	110	160	0	M8	3.5	215	180	250	0	15	4	206	206	150	250	376
112M	190	140	70	28	60	8	24	112	12	130	110	160	0	M8	3.5	215	180	250	0	15	4	222	228	170	285	400
132S	216	140	89	38	80	10	33	132	12	165	130	200	0	M10	4	265	230	300	0	15	4	257	267	190	325	460
132M	216	178	89	38	80	10	33	132	12	165	130	200	0	M10	4	265	230	300	0	15	4	257	267	190	325	500
160M	254	210	108	42	110	12	37	160	15	215	180	250	0	M12	4	300	250	350	0	15	5	320	330	255	420	615
160L	254	254	108	42	110	12	37	160	15	215	180	250	0	M12	4	300	250	350	0	15	5	320	330	255	420	675
180M	279	241	121	48	110	14	42.5	180	15	265	230	300	0	M15	4	300	250	350	0	19	5	355	380	280	455	700
180L	279	279	121	48	110	14	42.5	180	15	265	230	300	0	M15	4	300	250	350	0	19	5	355	380	280	455	740

IE2

DATOS TECNICOS

2 POLOS - 3000RPM - 50HZ

MODELO	POTENCIA NOMINAL KW	HP	Velocidad nominal RPM	Eficiencia	Factor de potencia	Corriente nominal 380	400	415	Torque nominal Nm	Ts/Tn	Tmax/tn	Is/IN	Peso kg
MS-801-2	0.75	1	2875	77.4	0.83	1.77	1.68	2.49	2.49	2.5	3	5.30	12
MS-802-2	1.1	1.5	2875	79.6	0.84	2.50	2.37	3.65	3.65	3.2	3.8	7.00	13.5
MS-90S-2	1.5	2	2890	81.3	0.84	3.32	3.16	4.96	4.96	2.7	3.5	7.10	17.5
MS-90L-2	2.2	3	2890	83.2	0.85	4.72	4.48	7.27	7.27	2.4	3	6.90	22
MS-100L-2	3	4	2891	84.6	0.87	6.17	5.86	9.91	9.91	3.2	4	8.00	29
MS-112M-2	4	5.5	2914	85.8	0.88	8.04	7.64	13.11	13.11	2.5	3	7.50	32
MS-132S1-2	5.5	7.5	2937	87.0	0.86	11.2	10.6	17.88	17.88	2.7	3.5	7.50	47.5
MS-132S2-2	7.5	10	2940	88.1	0.88	14.6	13.9	24.36	24.36	2.4	3.3	7.50	53
MS-160M1-2	11	15	2930	89.4	0.89	21.0	19.9	35.85	35.85	2.2	2.9	7.60	96
MS-160M2-2	15	20	2930	90.3	0.89	28.4	26.9	48.89	48.89	2.3	3	7.60	105
MS-160L-2	18.5	25	2937	90.9	0.89	34.7	33.0	60.15	60.15	2.3	3.1	7.40	115
MS-180M-2	22	30	2940	92.3	0.90	40.2	38.2	71.46	71.46	1.9	3	8.2	125

4 POLOS - 1500RPM - 50HZ

Model	Rated Output Kw	HP	Rated Speed rpm	Efficiency η %	Power factor COSΦ	Rated current A 380	400	415	Rated Torque Num	Ts/Tn	Tmax/tn	Is/IN	Weight kg
MS-802-4	0.75	1	1400	79.6	0.76	1.88	1.78	1.72	5.12	2.4	2.9	5	14.5
MS-90S-4	1.1	1.5	1400	81.4	0.77	2.66	2.53	2.44	7.3	3	3.5	6	18.5
MS-90L-4	1.5	2	1445	82.8	0.77	3.57	3.39	3.27	9.91	3.2	3.8	6.8	21
MS-100L1-4	2.2	3	1440	84.3	0.81	4.88	4.64	4.47	14.6	3	3.5	7	31
MS-100L2-4	3	4	1440	85.5	0.82	6.50	6.18	5.95	19.9	2.6	3.3	7	37
MS-112M-4	4	5.5	1445	86.6	0.82	8.55	8.12	7.83	26.4	3.5	4	7.5	42
MS-132S-4	5.5	7.5	1455	87.7	0.83	11.5	10.9	10.5	36.1	2.2	2.8	6.4	52.5
MS-132M-4	7.5	10	1455	88.7	0.84	15.3	14.5	14.0	49.2	2.4	3	7	64
MS-160M-4	11	15	1460	89.8	0.84	22.1	21.0	20.3	71.9	2.5	2.9	6.9	99
MS-160L-4	15	20	1460	90.6	0.85	29.6	28.1	27.1	98.1	2.5	3	7.5	114
MS-180M-4	18.5	25	1470	91.2	0.86	35.8	34.0	32.8	120.2	2.6	3.1	7.8	120
MS-180M-4	22	30	1470	91.6	0.86	42.3	40.2	38.8	142.9	2.6	3.1	7.5	134

6 POLOS - 1000RPM - 50HZ

Model	Rated Output Kw	HP	Rated Speed rpm	Efficiency η %	Power factor COSΦ	Rated current A 380	400	415	Rated Torque Num	Ts/Tn	Tmax/tn	Is/IN	Weight kg
MS-90S-6	0.75	1	934	75.9	0.72	2.08	1.98	1.90	7.67	2.2	2.4	4.5	18.5
MS-90L-6	1.1	1.5	945	78.1	0.72	2.97	2.82	2.72	11.1	2.4	2.6	4.5	21
MS-100L-6	1.5	2	945	79.8	0.75	3.80	3.61	3.48	15.2	1.8	2.2	4.2	28.5
MS-112M-6	2.2	3	960	81.8	0.76	5.37	5.10	4.92	21.9	2.3	2.8	4.5	33.5
MS-132S-6	3	4	964	83.3	0.76	7.19	6.83	6.58	29.7	1.8	2.4	4.5	44
MS-132M1-6	4	5.5	965	84.6	0.76	9.43	8.96	8.63	39.6	2.3	2.7	5	53
MS-132M2-6	5.5	7.5	965	86.0	0.77	12.6	12.0	11.5	54.4	1.9	2.8	5.5	63.5
MS-160M-6	7.5	10	970	87.2	0.78	16.7	15.9	15.3	73.8	2	3	6.5	100
MS-160L-6	11	15	970	88.7	0.78	24.1	22.9	22.1	108.3	2.4	3.3	7.5	113
MS-180L-6	15	20	975	89.7	0.81	31.4	29.8	28.7	146.9	2	2.7	6.4	126

IE3

DATOS TECNICOS

2 POLOS - 3000RPM - 50HZ

Model	Rated Output Kw	HP	Rated Speed rpm	Efficiency η %	Power factor COSΦ	Rated current A 380	400	415	Rated Torque Num	Ts/Tn	Tmax/tn	Is/IN	Weight kg
MS-801-2	0.8	1	2880	80.7	0.83	1.7	1.6	1.6	2.49	1.8	3.5	5.5	13.5
MS-802-2	1.1	1.5	2880	82.7	0.83	2.4	2.3	2.2	3.65	2.6	3.5	7.5	15
MS-90S-2	1.5	2	2895	84.2	0.83	3.3	3.1	3	4.95	2.6	3.5	7.1	19
MS-90L-2	2.2	3	2895	95.9	0.85	4.6	4.3	4.2	7.26	2	3	7	21.5
MS-100L-2	3	4	2895	87.1	0.88	5.9	5.6	5.4	9.9	2	3.2	8.6	30.5
MS-112M-2	4	5.5	2905	88.1	0.88	7.8	7.4	7.2	13.1	1.8	2.9	8	34
MS-132S1-2	5.5	7.5	2930	89.2	0.88	11	10	9.8	17.9	2.1	2.5	7.5	49.5
MS-132S2-2	7.5	10	2930	90.1	0.88	14	14	13	24.4	2	3.5	7.3	55
MS-160M1-2	11	15	2945	91.2	0.90	20	19	19	35.7	2.3	2.6	7.3	99
MS-160M2-2	15	20	2945	91.9	0.91	27	26	25	48.6	1.9	2.3	7	108
MS-160L-2	19	25	2940	92.4	0.89	34	32	31	60.1	1.6	2.5	7	118

4 POLOS - 1500RPM - 50HZ

Model	Rated Output Kw	HP	Rated Speed rpm	Efficiency η %	Power factor COSΦ	Rated current A 380	400	415	Rated Torque Num	Ts/Tn	Tmax/tn	Is/IN	Weight kg
MS-802-4	0.75	1	1420	82.5	0.74	1.9	1.77	1.7	5.0	2.9	3.6	6	16
MS-90S-4	1.1	1.5	1445	84.1	0.74	2.7	2.55	2.46	7.3	2.7	3.8	6.5	20
MS-90L-4	1.5	2	1445	85.3	0.74	3.6	3.43	3.3	9.9	3.0	3.6	6.8	22.5
MS-100L1-4	2.2	3	1435	86.7	0.78	4.9	4.68	4.52	14.6	2.5	3.5		325
MS-100L2-4	3	4	1435	87.7	0.78	6.7	6.32	6.09	20.0	2.6	3.5	7.2	38.5
MS-112M-4	4	5.5	1440	88.6	0.80	8.6	8.14	7.84	26.5	2.3	3.2	7	44
MS-132S-4	5.5	7.5	1460	89.6	0.80	11.6	11.1	10.7	36.0	2.7	3.5	7.1	54.5
MS-132M-4	7.5	10	1460	90.4	0.82	15.3	14.6	14	49.1	2.7	3.8	7.2	66
MS-160M-4	11	15	1465	91.4	0.82	22.3	21.2	20.4	71.7	1.9	2.3	6.8	102
MS-160L-4	15	20	1465	92.1	0.82	30.1	28.6	27.6	97.8	1.8	2.4	6.8	117

6 POLOS - 1000RPM - 50HZ

Model	Rated Output Kw	HP	Rated Speed rpm	Efficiency η %	Power factor COSΦ	Rated current A 380	400	415	Rated Torque Num	Ts/Tn	Tmax/tn	Is/IN	Weight kg
MS-90S-6	0.75	1	935	78.90	0.61	2.36	2.2	2.2	7.86	2.5	3.3	4.5	20
MS-90L-6	1.1	1.5	945	81.00	0.69	2.99	2.8	2.7	11.1	1.7	3.3	4.4	22.5
MS-100L-6	1.5	2	949	82.50	0.69	4	3.8	3.7	15.1	2.3	3	5	30
MS-112M-6	2.2	3	955	84.30	0.71	5.58	5.3	5.1	22	2.6	3	5.5	35.5
MS-132S-6	3	4	968	85.60	0.71	7.48	7.1	6.9	29.6	2	3.1	5.5	46
MS-132M1-6	4	5.5	968	86.80	0.71	9.85	9.4	9	39.5	2.1	2.6	5.7	55
MS-132M2-6	5.5	7.5	968	88.00	0.75	12.6	12	12	54.3	1.7	2.6	6	65.5
MS-160M-6	7.5	10	970	89.10	0.77	16.6	16	15	73.8	1.7	2.5	5.9	103
MS-160L-6	11	15	970	90.30	0.79	23.4	22	21	108.3	1.5	2.4	6	116

Y2

MOTORES TRIFASICOS DE ALTA EFICIENCIA IE2/IE3

CARCASA DE HIERRO

MOTORES DE ALTA EFICIENCIA DE HIERRO MEC
Diseñados de acuerdo al estándar IEC
Motores de calidad superior con excelentes factores de potencia, alta eficiencia y par de arranque.
Son utilizados en una gran variedad de aplicaciones: agricultura, sistemas de bombeo, manufactura, servicios para la construcción e industria en general

CARACTERISTICAS DE LOS MOTORES DE ALTA EFICIENCIA
Grado de protección IP55, otros bajo pedido
Diferentes tipos de bridas y patas de motor disponibles
Bridas, carcasa y patas de hierro de alta resistencia
Pintura de alta calidad
Diseñados para factores de servicio de carga pesada
Rodamientos de alta calidad
Trabajo continuo S1
Aislación Clase F
Aislación Clase H a pedido
Alta performance y eficiencia

BENEFICIOS DE UN MOTOR DE ALTA EFICIENCIA
Ahorro energético inmediato
Resistencia a entornos agresivos y a la corrosión
Operación silenciosa
Instalación simple y segura
Mayor vida útil
Funcionamiento confiable en todo tipo de instalaciones

IMB3

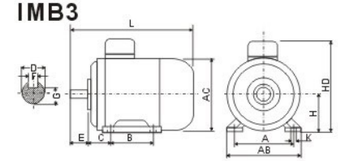

IMB35

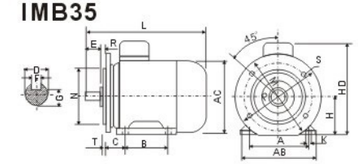

IMB5

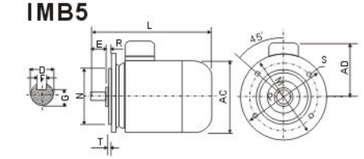

INSTALLATION DIMENSIONS

Frame Size	Mounting Dimensions (mm)															Frame Dimensions (mm)				
	A	B	C	D 2P	D 4,6,8,10P	E 2P	E 4,6,8,10P	F 2P	F 4,6,8,10P	G 2P	G 4,6,8,10P	H	K	M	N	P	R	S	T	AB	AC	AD	HD	L 2P	L 4,6,8,10P
63	100	80	40	11		23		4		8.5		63	7	115	95	140	0	10	3	135	130	70	180	230	
71	112	90	45	14		30		5		11		71	7	130	110	160	0	10	3	150	145	80	195	255	
80	125	100	50	19		40		6		15.5		80	10	165	130	200	0	12	3.5	165	175	145	220	295	
90S	140	100	56	24		50		8		20		90	10	165	130	200	0	12	3.5	180	195	155	250	320	
90L	140	125	56	24		50		8		20		90	10	165	130	200	0	12	3.5	180	195	155	250	345	
100L	160	140	63	28		60		8		24		100	12	215	180	250	0	15	4	205	215	180	270	385	
112M	190	140	70	28		60		8		24		112	12	215	180	250	0	15	4	230	240	190	300	400	
132S	216	140	89	38		80		10		33		132	12	265	230	300	0	15	4	270	275	210	345	470	
132M	216	178	89	38		80		10		33		132	12	265	230	300	0	15	4	270	275	210	345	510	
160M	254	210	108	42		110		12		37		160	15	300	250	350	0	19	5	320	330	255	420	615	
160L	254	254	108	42		110		12		37		160	15	300	250	350	0	19	5	320	330	255	420	670	
180M	279	241	121	48		110		14		42.5		180	15	300	250	350	0	19	5	355	380	280	455	700	
180L	279	279	121	48		110		14		42.5		180	15	300	250	350	0	19	5	355	380	280	455	740	
200L	318	305	133	55		110		16		49		200	19	350	300	400	0	19	5	395	420	305	505	770	
225S	356	286	149	-	60	-	140	-	18	-	53	225	19	400	350	450	0	19	5	435	470	335	560	-	820
225M	356	311	149	55	60	110	140	16	18	49	53	225	19	400	350	450	0	19	5	435	470	335	560	815	845
250M	406	349	168	60	65	140		18		53	58	250	24	500	450	550	0	19	5	490	510	370	615	910	
280S	457	368	190	65	75	140		18	20	58	67.5	280	24	500	450	550	0	19	5	550	580	410	680	985	
280M	457	419	190	65	75	140		18	20	58	67.5	280	24	500	450	550	0	19	5	550	580	410	680	1035	
315S	508	406	216	65	80	140	170	18	22	58	71	315	28	600	550	660	0	24	6	635	645	630	845	1185	1215
315M	508	457	216	65	80	140	170	18	22	58	71	315	28	600	550	660	0	24	6	635	645	630	845	1295	1325
315L	508	508	216	65	80	140	170	18	22	58	71	315	28	600	550	660	0	24	6	635	645	630	845	1295	1325
355M	610	560	254	75	95	140	170	20	25	67.5	86	355	28	740	680	800	0	24	6	730	710	655	1010	1500	1530
355L	610	630	254	75	95	140	170	20	25	67.5	86	355	28	740	680	800	0	24	6	730	710	655	1010	1500	1530

IE2 TECHNICAL DATA-Y2

SPEED 3000RPM 2-POLE 50HZ

Model	Rated Output		Rated Speed rpm	Efficiency η %	Power factor COS φ	Rated current A			Rated Torque Num	Ts/Tn	Tmax/tn	Is/IN	Weight kg
	Kw	HP				380	400	415					
Y2-801-2	0.75	1	2875	77.4	0.83	1.77	1.68	1.62	2.49	2.5	3	5.30	18
Y2-802-2	1.1	1.5	2875	79.6	0.84	2.50	2.37	.29	3.65	3.2	3.8	7.00	19
Y2-90S-2	1.5	2	2890	81.3	0.84	3.32	3.16	3.04	4.96	2.7	3.5	7.10	24
Y2-90L-2	2.2	3	2890	83.2	0.85	4.72	4.48	4.32	7.27	2.4	3	6.90	27
Y2-100L-2	3	4	2891	84.6	0.87	6.17	5.86	5.65	9.91	3.2	4	8.00	41
Y2-112M-2	4	5.5	2914	85.8	0.88	8.04	7.64	7.36	13.11	2.5	3	7.50	48
Y2-132S1-2	5.5	7.5	2937	87.0	0.86	11.2	10.6	10.2	17.88	2.7	3.5	7.50	73
Y2-132S2-2	7.5	10	2940	88.1	0.88	14.6	13.9	13.4	24.36	2.4	3.3	7.50	81
Y2-1601-2	11	15	2930	89.4	0.89	21.0	19.9	19.2	35.85	2.2	2.9	7.60	125
Y2-160M2-2	15	20	2930	90.3	0.89	28.4	26.9	26.0	48.89	2.3	3	7.60	137
Y2-160L-2	18.5	25	2937	90.9	0.89	34.7	33.0	31.8	60.15	2.3	3.1	7.40	152
Y2-180M-2	22	30	2940	91.3	0.88	41.6	39.5	38.1	71.46	2.8	3.2	7.80	187
Y2-200L1-2	30	40	2950	92.0	0.88	56.2	53.4	51.5	97.12	2.6	3	7.80	241
Y2-200L2-	37	50	2950	92.5	0.89	68.2	64.8	62.5	119.78	2.6	3	7.70	261
Y2-225M-2	45	60	2960	92.9	0.89	82.5	78.4	75.6	145.19	2.4	2.6	7.50	348
Y2-250M-2	55	75	2965	93.2	0.90	99.5	94.5	91.1	177.15	2.3	2.8	7.10	400
Y2-280S-2	75	100	2970	93.8	0.90	135	128	123	241.16	2.5	2.8	7.40	540
Y2-280M-2	90	125	2970	94.1	0.91	160	152	146	289.39	2.8	2.8	7.60	588
Y2-315S-2	110	150	2975	94.3	0.91	194	185	178	353.11	2.4	2.8	6.90	948
Y2-315M-2	132	180	2975	94.6	0.91	233	221	213	423.73	2.6	2.9	7.10	1009
Y2-315L1-2	160	200	2975	94.8	0.92	278	265	255	513.61	2.5	2.9	7.10	1111
Y2-315L2-2	200	270	2975	95.0	0.92	348	330	318	642.02	2.5	2.8	6.90	1142
Y2-355M-2	250	340	2980	95.0	0.92	434	412	398	801.17	2.5	2.8	7.00	1938
Y2-355L-2	315	430	2980	95.0	0.92	547	520	501	1009.48	2.5	2.9	7.00	2346

SPEED 1500RPM 4-POLE 50HZ

Model	Rated Output		Rated Speed rpm	Efficiency η %	Power factor COS φ	Rated current A			Rated Torque Num	Ts/Tn	Tmax/tn	Is/IN	Weight kg
	Kw	HP				380	400	415					
Y2-802-4	0.75	1	1400	79.6	0.76	1.88	1.78	1.72	5.12	2.4	2.9	5	20
Y2-90S-4	1.1	1.5	1440	81.4	0.77	2.66	2.53	2.44	7.3	3	3.5	6	25
Y2-90L-4	1.5	2	1445	82.8	0.77	3.57	3.39	3.27	9.91	3.2	3.8	6.8	30
Y2-100L1-4	2.2	3	1440	84.3	0.81	4.88	4.64	4.47	14.6	3	3.5	7	42
Y2-100L2-4	3	4	1140	85.5	0.82	6.50	6.18	5.95	19.9	2.6	3.3	7.5	47
Y2-112M-4	4	5.5	1445	86.6	0.82	8.55	8.12	7.83	26.4	3.5	4	7	53
Y2-132S-4	5.5	7.5	1455	87.7	0.83	11.5	10.9	10.5	36.1	2.2	2.8	6.4	78
Y2-132M-4	7.5	10	1455	88.7	0.84	15.3	14.5	14.0	49.2	2.4	3	7	88
Y2-160M-4	11	15	1460	89.8	0.84	22.1	21.0	20.3	71.9	2.5	2.9	6.9	138
Y2-160L-4	15	20	1460	90.6	0.85	29.6	28.1	27.1	98.1	2.5	3	7.5	148
Y2-180M-4	18.5	25	1470	91.2	0.86	35.8	34.0	32.8	120.2	2.6	3.1	7.8	185
Y2-180L-4													
Y2-200L-4	30	40	1470	92.3	0.86	57.3	54.4	52.5	194.9	2.4	2.9	7.1	270
Y2-225S-4	37	50	1480	92.7	0.87	69.7	66.2	63.8	238.8	2.5	2.7	7.5	310
Y2-225M-4	45	60	1480	93.1	0.87	84.3	80.1	77.2	290.4	2.5	2.8	7.6	340
Y2-250M-4	55	75	1480	93.5	0.87	103	97.5	94.0	354.9	2.6	2.7	7.3	413
Y2-280S-4	75	100	1480	94.0	0.87	139	132	127	484	2.7	2.7	7.6	530
Y2-280M-4	90	125	1480	94.2	0.87	167	158	153	580.7	2.7	2.7	7.5	630
Y2-315S-4	110	150	1485	94.5	0.88	201	191	184	707.4	2.7	2.9	7.1	950
Y2-315M-4	132	180	1485	94.7	0.88	240	228	220	88.9	2.7	2.9	7.3	1037
Y2-315L1-4	160	200	1485	94.9	0.89	288	273	263	1029	3	3	7.4	1107
Y2-315L2-4	200	270	1485	95.1	0.89	359	341	328	1286	3	3	7.6	1225
Y2-355M-4	250	340	1490	95.1	0.90	443	421	406	1602	2.8	2.9	7.5	1734
Y2-355L-4	315	430	1490	95.1	0.90	559	531	511	2019	2.6	2.8	7.4	1940

SPEED 1000RPM 6-POLE 50HZ

Model	Rated Output		Rated Speed rpm	Efficiency η %	Power factor COS φ	Rated current A			Rated Torque Num	Ts/Tn	Tmax/tn	Is/IN	Weight kg
	Kw	HP				380	400	415					
Y2-90S-6	0.75	1	934	75.9	0.72	2.08	1.98	1.90	7.67	2.2	2.4	4.5	25
Y2-90L-6	1.1	1.5	945	78.1	0.72	2.97	2.82	2.72	11.1	2.4	2.6	4.5	27
Y2-100L-6	1.5	2	945	79.8	0.75	3.80	3.61	3.48	15.2	1.8	2.2	4.2	40
Y2-112M-6	2.2	3	960	81.8	0.76	5.37	5.10	4.92	21.9	2.3	2.8	4.5	5
Y2-132S-6	3	4	964	83.3	0.76	7.19	6.83	6.58	29.7	1.8	2.4	4.5	76
Y2-132M1-6	4	5.5	965	84.6	0.76	9.43	8.96	8.63	39.6	2.3	2.7	5	83
Y2-132M2-6	5.5	7.5	965	96.0	0.77	12.6	12.0	11.5	54.4	1.9	2.8	5.5	95
Y2-160M-6	7.5	10	970	87.2	0.78	16.7	15.9	15.3	73.8	2	3	6.5	151
Y2-160L-6	11	15	970	88.7	0.78	24.1	22.9	22.1	108.3	2.4	3.3	7.5	167
Y2-180L-6	15	20	975	89.7	0.81	31.4	29.8	28.7	146.9	2	2.7	6.4	198
Y2-200L1-6	18.5	25	980	90.4	0.81	38.3	36.4	35.1	180.3	2.3	3	7	236
Y2-200L2-6	22	30	980	90.9	0.83	44.3	42.0	40.5	214.4	2.3	2.8	7	251
Y2-225M-6	30	40	980	91.7	0.84	59.2	56.2	54.2	292.3	2.2	2.7	6.5	317
Y2-250M-6	37	50	980	92.2	0.86	70.8	67.3	64.8	360.6	2.5	2.7	6.9	397
Y2-280S-6	45	60	980	92.7	0.86	85.8	81.5	78.5	438.5	2.2	2.4	7	513
Y2-08M-6	55	75	980	93.1	0.86	104	99.2	95.6	536	2.4	2.5	7.1	562
Y2-315S-6	75	100	985	93.7	0.86	141	134	129	727.2	2.8	3	7.3	933
Y2-315M-6	90	125	985	94.0	0.86	169	160	155	872.6	2.7	2.9	7.1	1013
Y2-315L1-6	110	150	985	94.3	0.86	206	196	189	1066	2.9	2.9	7.4	1086
Y2-315L2-6	132	180	985	94.6	0.87	243	231	223	1280	3	3.1	7.6	1208
Y2-355M1-6	160	200	990	94.8	0.88	291	277	267	1543	3.1	3.1	7.6	1581
Y2-355M2-6	200	270	990	95.0	0.88	363	345	333	1929	3	3	7.8	1632
Y2-355L-6	250	340	990	95.0	0.88	454	432	416	2412	3.1	3	7.7	1734

All values are actually measured with samples

IE3 TECHINCAL DATA-Y2

SPEED 3000RPM 2-POLE 50HZ

Model	Rated Output		Rated Speed rpm	Efficiency η %	Power factor COS φ	Rated current A			Rated Torque Num	Ts/Tn	Tmax/tn	Is/IN	Weight kg
	Kw	HP				380	400	415					
Y2-801-2	0.75	1	2880	80.7	0.83	1.7	1.61	1.56	2.49	1.8	3.5	5.5	20
Y2-802-2	1.1	1.5	2880	82.7	0.83	2.43	2.31	2.22	3.65	2.6	3.5	7.5	21
Y2-90S-2	1.5	2	2895	84.2	0.83	3.25	3.09	2.98	4.95	2.6	3.5	7.1	26
Y2-90L-2	2.2	3	2895	85.9	0.85	4.57	4.34	4.19	7.26	2	3	7	29
Y2-100L-2	3	4	2895	87.1	0.88	5.94	5.64	5.44	9.9	2	3.2	8.6	43
Y2-112M-2	4	5.5	2905	88.1	0.88	7.83	7.44	7.17	13.1	1.8	2.9	8	51
Y2-132S1-2	5.5	7.5	2930	89.2	0.88	10.6	10.1	9.75	17.9	2.1	2.5	7.5	76
Y2-132S2-2	7.5	10	2930	90.1	0.88	14.4	13.7	13.2	24.4	2	3.5	73	84
Y2-160M1-2	11	15	2945	91.2	0.90	20.4	193	18.6	35.7	2.3	2.6	7.3	128
Y2-160M2-2	15	20	2945	91.9	0.91	27.2	25.9	24.9	48.6	1.9	2.3	7	140
Y2-160L-2	18.5	25	2940	92.4	0.89	34.1	32.4	31.3	60.1	1.6	2.5	7	155
Y2-180M-2	22	30	2955	92.7	0.90	40.1	38.1	36.7	71.1	1.6	2.5	7	192
Y2-200L1-2	30	40	2960	93.3	0.89	54.8	52.1	50.2	96.8	1.5	25	7	246
Y2-200L2-2	37	50	2960	93.7	0.91	65.9	62.6	60.3	119	1.5	2.5	7.3	267
Y2-225M-2	45	60	2965	94.0	0.88	82.5	78.4	75.5	145	1.6	2.5	6.8	353
Y2-250M-2	55	75	2970	94.3	0.89	99.6	94.6	91.2	176.9	1.6	2.6	7.2	408
Y2-280S-2	75	100	2975	94.7	0.91	134	127	122	240.8	1.2	2	7.2	548
Y2-280M-2	90	125	2975	95.0	0.89	162	153	148	288.9	1.2	2	7.4	596
Y2-315S-2	110	150	2978	95.2	0.90	195	185	179	352.8	1.2	2	7.3	956
Y2-315M-2	132	180	2978	95.4	0.90	233	222	214	432.3	1.3	2.1	7.3	1017
Y2-315L1-2	160	200	2980	95.6	0.90	283	268	259	512.8	1.2	2	6.8	119
Y2-315L2-2	200	270	2980	95.8	0.91	349	331	319	640.9	1.1	2	7.8	1150
Y2-355M-2	250	340	2982	95.8	0.92	431	409	394	800.6	1.1	2	7.9	1948
Y2-355L-2	315	430	2982	95.8	0.92	543	519	497	1009	1.1	2	7.9	2356

SPEED 1500RPM 4-POLE 50HZ

Model	Rated Output		Rated Speed rpm	Efficiency η %	Power factor COS φ	Rated current A			Rated Torque Num	Ts/Tn	Tmax/tn	Is/IN	Weight kg
	Kw	HP				380	400	415					
Y2-802-4	0.75	1	1420	82.5	0.74	1.86	1.77	1.7	5.04	2.9	3.6	6	22
Y2-90S-4	1.1	1.5	1445	84.1	0.74	2.68	2.55	2.46	7.27	2.7	3.8	6.5	27
Y2-90L-4	1.5	2	1445	85.3	0.74	3.61	3.43	3.3	9.91	3	3.6	6.8	32
Y2-100L1-4	2.2	3	1435	86.7	0.78	4.93	4.68	4.52	14.6	2.5	3.5	7.2	44
Y2-100L2-4	3	4	1435	87.7	0.78	6.66	6.32	6.09	20	2.6	3.5	7.2	49
Y2-112M-4	4	5.5	1440	88.6	0.80	8.56	8.14	7.84	26.5	2.3	3.2	7	56
Y2-132S-4	5.5	7.5	1460	89.6	0.80	11.6	11.1	10.7	36	2.7	3.5	7.1	81
Y2-132M-4	7.5	10	1460	90.4	0.82	15.3	14.6	14	49.1	2.7	3.8	7.2	91
Y2-160M-4	11	15	1465	91.4	0.82	22.3	21.2	20.4	71.7	1.9	2.3	6.8	141
Y2-160L-4	15	20	1465	92.1	0.82	30.1	28.6	27.6	97.8	1.8	2.4	6.8	151
Y2-180M-4	18.5	25	1470	92.6	0.84	36.1	34.3	33.1	120.2	1.8	2.5	6.9	190
Y2-180L-4	22	30	1470	93.0	0.85	42.3	40.2	38.7	142.9	1.8	2.5	7	205
Y2-200L-4	30	40	1475	93.6	0.86	56.5	53.7	51.7	194.2	1.8	2.3	6.8	275
Y2-225S-4	37	50	1485	93.9	0.86	69.5	66.1	63.7	237.9	1.7	2.3	7.1	315
Y2-225M-4	45	60	1485	94.2	0.87	83.2	79.1	76.2	289.4	1.8	2.4	7.1	345
Y2-250M-4	55	75	1485	94.6	0.87	101	96.2	92.7	353.7	1.8	2.4	7	421
Y2-280S-4	75	100	186	95.0	0.87	138	131	126	482	1.8	2.2	6.9	538
Y2-280M-4	90	125	1486	95.2	0.87	165	157	151	578.4	1.6	2.1	7.2	638
Y2-315S-4	110	150	1488	95.4	0.88	199	189	182	706	1.6	2.1	7.2	958
Y2-315M-4	132	180	1488	95.6	0.88	238	226	218	847.2	1.5	2	7.2	1045
Y2-315L1-4	160	200	1488	95.8	0.88	288	274	264	1027	1.5	2	6.8	1115
Y2-315L2-4	200	270	1490	96.0	0.88	360	342	329	1282	1.6	2.1	7.2	1233
Y2-355M-4	250	340	1490	96.0	0.88	449	427	411	1603	1.4	2.1	7.3	1744
Y2-355L-4	315	430	1490	96.0	0.88	567	538	519	2019	1.4	2	7.4	1950

SPEED 1000RPM 6-POLE 50HZ

Model	Rated Output		Rated Speed rpm	Efficiency η %	Power factor COS φ	Rated current A			Rated Torque Num	Ts/Tn	Tmax/tn	Is/IN	Weight kg
	Kw	HP				380	400	415					
Y2-90S-6	0.75	1	935	78.9	0.61	2.36	2.24	2.16	7.66	2.5	3.3	4.5	27
Y2-90L-6	1.1	1.5	945	81	0.69	2.99	2.84	2.73	11.1	1.7	3.3	4.4	29
Y2-100L-6	1.5	2	949	82.5	0.69	4	3.8	3.66	15.1	2.3	3	5	42
Y2-112M-6	2.2	3	955	84.3	0.71	5.58	5.3	5.11	22	2.6	3	5.5	53
Y2-132S-6	3	4	968	85.6	0.71	7.48	7.11	6.85	29.6	2	3.1	5.5	79
Y2-132M1-6	4	5.5	968	868	0.71	9.85	9.36	7.02	39.5	2.1	2.6	5.7	86
Y2-132M2-6	5.5	7.5	968	88	0.75	12.6	12	11.6	54.3	1.7	2.6	6	98
Y2-160M-6	7.5	10	970	89.1	0.77	16.6	15.7	15.2	73.8	1.7	2.5	5.9	154
Y2-160L-6	11	15	970	90.3	0.79	23.4	22.2	21.4	108.3	1.5	2.4	6	170
Y2-180L-6	15	20	978	91.2	0.81	30.8	29.3	28.2	146.5	1.5	2.4	6	203
Y2-200L1-6	18.5	25	980	91.7	0.81	37.8	35.9	34.6	180.3	1.6	2.4	6.5	241
Y2-200L2-6	22	30	980	92.2	0.83	43.6	41.4	40	214.4	1.7	23	6	256
Y2-225M-6	30	40	980	92.9	0.84	58.3	55.4	53.4	292.3	1.9	2.2	6.5	322
Y2-250M-6	37	50	985	93.3	0.84	71.7	68.1	65.7	385.7	1.9	2.2	6.8	405
Y2-280S-6	45	60	985	93.7	0.85	85.8	81.5	78.5	436.3	1.8	2.2	6.5	521
Y2-280M-6	55	75	985	94.1	0.85	104	99.1	95.6	533.2	1.8	2.2	6	570
Y2-315S-6	75	100	985	94.6	0.85	142	135	130	727.2	1.6	2	6.5	941
Y2-315M-6	90	125	988	94.9	0.85	169	161	155	869.9	1.6	2	6.8	1021
Y2-315L1-6	110	150	988	95.1	0.86	204	194	187	1063	1.5	2	6.8	1094
Y2-315L2-6	132	180	988	95.4	0.86	244	232	224	1276	1.4	2.1	6.8	1216
Y2-355M1-6	160	200	990	95.6	0.86	296	281	271	1543	1.4	2	7.1	1591
Y2-355M2-6	200	270	990	95.8	0.88	360	342	330	1929	1.3	2	7.2	1642
Y2-355L-6	250	340	990	95.8	0.88	451	428	413	2412	1.3	2	7.2	1744